

CenterSquare Global Core REIT Strategy

Founded in 1987, CenterSquare Investment Management is an independent, employee-owned real asset manager focused on listed real estate, private equity real estate and private real estate debt.

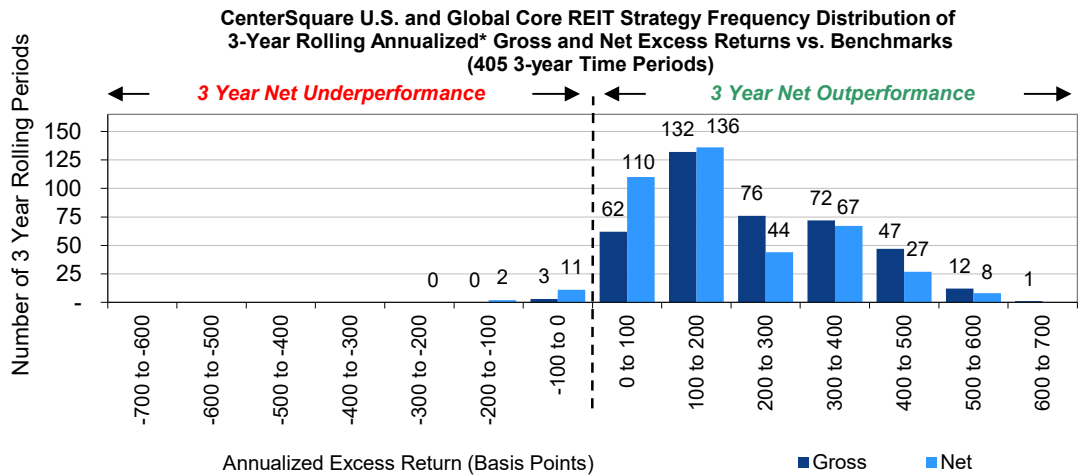
As a trusted fiduciary, our success is firmly rooted in aligning our interests with those of our clients, partners and employees. CenterSquare is headquartered in suburban Philadelphia, with offices in New York, Los Angeles, London and Singapore. With approximately \$15.5 billion in assets under management (December 31, 2021), our firm and subsidiaries are proud to manage investments on behalf of some of the world's most well-known institutional and private investors.¹

Performance Objective	200+ bps relative to the benchmark on an annual basis
Target Tracking Error	100-300 bps
Expected Annual Turnover	50-70% depending on market conditions
Expected Alpha Generation	25% regional selection, 75% stock selection
Investment Minimums	Separately Managed Accounts: \$5 MM Commingled Fund: \$1 MM
Available Strategies	Core REIT, Concentrated REIT, ESG-Focused, New Economy, REIT Completion

Investment Strategy

As one of the longest-tenured REIT managers in the market, with more than 30 years of experience, CenterSquare invests in a diversified portfolio of global real estate securities identified as undervalued vs. an established peer set. In seeking high, risk-adjusted returns for our clients, CenterSquare aims to uncover low-relative price opportunities across countries and sectors at different turning points in the real estate cycle by looking beyond the obvious factors of stock price and underlying real estate value. The key competitive advantage in our real estate securities investment process is our proprietary company models, which apply a time-tested, hands-on approach to valuation, allowing us to better determine the value of each company, and identify mispriced assets in the market.

Listed Real Estate Strategy Relative Performance



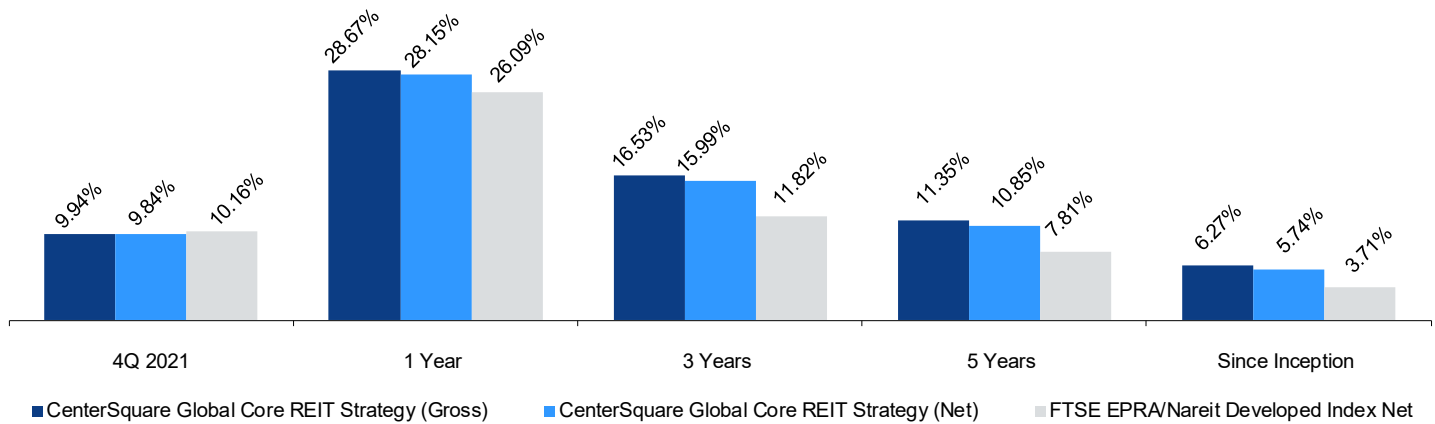
Why Invest in global Real estate securities?

- Offers a more liquid and cost-efficient investment strategy to invest in global commercial real estate
- Provides diversification benefits with lower correlation to other asset classes across regions and sectors
- Serves as an inflation hedge with historical capital preservation and inflation protection
- Responds to the global acceleration of the securitization of real estate

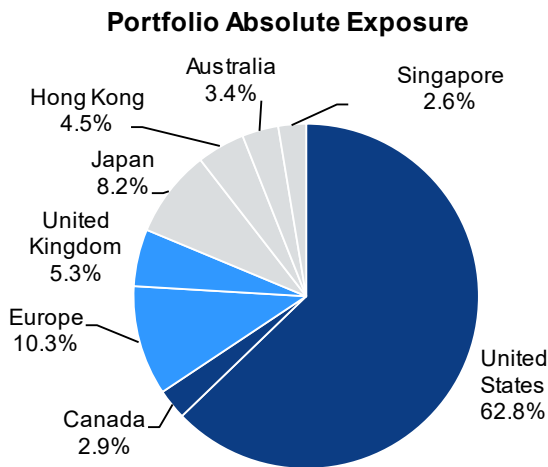
*This above graphical illustration presents the number of 3 year rolling periods from June 30, 1995 – December 31, 2021 based on annualized excess returns, reflected on a gross and net of fee basis. *Gross and Net annualized CenterSquare Global Total Return in excess of FTSE EPRA/Nareit Index. *Gross and Net annualized CenterSquare Global Core REIT Strategy Composite returns in excess of FTSE Nareit Equity REITs Index. Note that Q4 2021 returns are preliminary, subject to finalization of December 2021 returns. CenterSquare Investment Management LLC claims compliance with the Global Investment Performance Standards (GIPS). The performance chart is produced and maintained by CenterSquare. Past performance does not guarantee future results.*

¹ Source: Assets under management (AUM) includes CenterSquare and its Subsidiaries as of December 31, 2021. Fair value of public real estate securities are based on last sale prices listed on worldwide established exchanges. Private debt and equity AUM represents regulatory assets under management which for funds includes investment fair values plus unfunded capital commitments.

Investment Performance returns for periods ending 12/31/21



Past performance does not guarantee future results. Periods greater than 12 months are annualized.

Region Diversification as of 12/31/21¹

Refer to footnote disclosures at the end of this document.

Top 10 Holdings as of 12/31/21²

Stock	Region	Weight
Prologis Inc	United States	6.60%
Equinix Inc	United States	4.15%
Invitation Homes Inc	United States	3.70%
Avalonbay Communities Inc	United States	3.21%
Public Storage	United States	2.79%
Life Storage Inc	United States	2.53%
Equity Residential	United States	2.36%
Brixmor Property Group Inc	United States	2.21%
Agree Realty Corp	United States	2.13%
Sun Communities Inc	United States	2.06%
Total Top 10 Holdings		31.74%

Top 10 holdings based on market value. Percentages and portfolio holdings are subject to change without notice and may or may not represent current or future portfolio composition.

Investment Team Leadership

E. Todd Briddell, CFA

Chief Executive Officer,
Chief Investment Officer

- Leads CenterSquare Investment Management with primary accountability for public, private debt and equity advisory services
- 32 years of real estate investment experience, co-founder of real estate securities strategy in 1995
- B.S. in Economics from University of Pennsylvania's Wharton School of Business

Matthew Goulding, CFA

Portfolio & Regional Manager, Real Estate Securities

- Responsible for investment research for UK and EU
- 20 years of real estate investment experience
- BSc (with First Class Honors) in Basic Medical Sciences with Pharmacology from King's College, London

Dean Frankel, CFA

Managing Director, Head of Real Estate Securities

- Oversees the Global Real Estate securities team
- 25 years of real estate investment experience
- B.S. in Economics from University of Pennsylvania's Wharton School of Business

Joachimkehr

Portfolio & Regional Manager, Real Estate Securities

- Responsible for Pan-Asia portfolio with primary coverage of Japan and Australia real estate securities
- 15 years of real estate investment experience
- MSc in Economics from Tilburg University, The Netherlands and Peking University, China

Disclosures:

This document has been prepared solely for information purposes and is not an offering memorandum nor any other kind of an offer to buy or sell or a solicitation of an offer to buy or sell any security, instrument or investment product or to participate in any particular trading strategy. It is not intended and should not be taken as any form of advertising, recommendation, investment advice or invitation to trade. This information is confidential and for the use of the intended recipients only. The distribution of this document in Canada is restricted to recipients who are qualified “permitted clients” for purposes of NI 31-103. This document may not be reproduced, redistributed or copied in whole or in part for any purpose without prior written consent.

This material is provided for general information only and should not be construed as investment advice or a recommendation. You should consult with your advisor to determine whether any particular investment product or investment strategy is appropriate.

The Total Return Diversified (FTSE) Composite (“Composite”) strategy focuses on investing in a diversified portfolio of real estate securities, such as real estate investment trusts (“REITs”) and real estate operating companies. The Composite includes all discretionary, fee-paying portfolios invested in the total return strategy that are using the FTSE Nareit Equity REITs Index as their primary benchmark, and consisted of 40 accounts with a market value of \$2,964 million as of June 30, 2021. Performance results are calculated on a total return basis and include dividends and interest and all realized and unrealized capital gains. Gross of fee returns include trade-related costs, but do not reflect investment management fees earned by CenterSquare. Net of fee returns reflect investment management fees earned by CenterSquare. The Composite returns consist of size-weighted portfolio returns using beginning of period values to weight portfolio returns, and valuations and returns are computed and stated in U.S. dollars. **Past performance does not guarantee future results.** Many factors affect performance, including changes in market conditions and interest rates, as well as the market’s response to economic, political, and/or financial developments. The FTSE Nareit Equity REITs Index is a free float market capitalization-weighted index measuring equity tax-qualified real estate investments trusts which meet minimum size and liquidity criteria and are traded on the New York Stock Exchange, the American Stock Exchange, and the NASDAQ National Market System. The FTSE Nareit Equity REITs Index is part of the FTSE Nareit U.S. Real Estate Index Series. The index performance presented is based on total return calculations which add the income a stock’s dividend provides to the performance of the index.

The CenterSquare Global Core REIT strategy, also identified as the Global Total Return Composite (the “Composite”), focuses on investing in a diversified portfolio of real estate securities, such as real estate investment trusts (“REITs”) and real estate operating companies. The Composite includes all discretionary, fee paying portfolios invested in the Global Total Return strategy. The strategy aims to maximize total returns from long term capital growth and income and consisted of 11 portfolios with a market value of \$3,043 million at June 30, 2021. Performance results are calculated on a total return basis and include dividends and interest and unrealized capital gains and losses. Gross returns reflect the deduction of trade-related costs including applicable withholding taxes. Net of fee returns reflect trade-related costs including applicable withholding taxes and investment management fees earned by CenterSquare. The Composite returns consist of size-weighted portfolio returns using beginning of period values to weight portfolio returns. All of the Composite’s valuations and returns are computed and stated in U.S. dollars. The index presented is the FTSE EPRA Nareit Developed Net Index. The FTSE EPRA Nareit Developed Index Series covers both the EPRA Nareit U.S. Real Estate Index and the EPRA Nareit Developed ex-U.S. Real Estate Index. Designed to track the performance of listed real estate companies and REITs worldwide, the series acts as a performance measure of the overall global market. The Net benchmark presented is calculated as a total return net of foreign withholding taxes on dividends from a U.S. investor perspective, and does not reflect investment management fees.

These benchmarks do not reflect investment management fees and are for illustrative purposes and should not be relied upon as an accurate measure of comparison. A direct investment in an index is not possible. **Past performance does not guarantee future results.** Many factors affect performance including changes in market conditions and interest rates and in response to other economic, political, or financial developments. An investor should consider the investment objective, risks, charges and expenses carefully before investing in the strategy. To receive GIPS-compliant performance information for CenterSquare’s Global Core REIT strategy, contact Rodney Washington at +1 610-818-4624 or rwashington@centersquare.com. GIPS® is a registered trademark of CFA Institute. CFA Institute does not endorse or promote this organization, nor does it warrant the accuracy or quality of the content contained herein.

CenterSquare assumes no responsibility for the accuracy or completeness of the above data and disclaims all expressed or implied warranties in connection therewith. An investor should consider the investment risk objective, charges and any expenses carefully before investing in the strategy. Material in this publication is for general information only and is not intended to provide specific investment advice or recommendations for any purchase or sale of any security or commodity. Certain information contained herein is based on outside sources believed to be reliable, but their accuracy is not guaranteed. Investment products (other than deposit products) referenced in this material are not insured by the FDIC (or any other state or federal agency), are not deposits of or guaranteed by CenterSquare or any bank or non-subsubsidiary thereof, and are subject to investment risk, including the loss of principal amount invested.

FTSE Data disclosure: Source: FTSE International Limited (“FTSE”) © FTSE 2022. FTSE® is a trade mark of the London Stock Exchange Group companies and is used by FTSE under licence. All rights in the FTSE indices and / or FTSE ratings vest in FTSE and/or its licensors. Neither FTSE nor its licensors accept any liability for any errors or omissions in the FTSE indices and / or FTSE ratings or underlying data. No further distribution of FTSE Data is permitted without FTSE’s express written consent.

“FTSE®” is a trade mark of the London Stock Exchange Group companies, “Nareit®” is a trade mark of the National Association of Real Estate Investment Trusts (“Nareit”) and “EPRA®” is a trade mark of the European Public Real Estate Association (“EPRA”) and all are used by FTSE International Limited (“FTSE”) under licence).

The FTSE Nareit Equity REITs Index is calculated by FTSE. Neither FTSE nor Nareit sponsor, endorse or promote this product and are not in any way connected to it and do not accept any liability.

The FTSE EPRA Nareit Developed Net Index is calculated by FTSE. Neither FTSE, Euronext N.V., Nareit nor EPRA sponsor, endorse or promote this product and are not in any way connected to it and do not accept any liability.

¹ Percentages are subject to change without notice and may or may not represent current or future sector diversification. The percentages are based on representative holdings for one representative client account in the Composite.

² The specific securities identified are not representative of all of the securities purchased, sold or recommended for advisory clients. It should not be assumed that an investment in the securities specified was or will be profitable. There is no guarantee that a particular client’s account will hold any or all of the securities identified. The portfolio holdings are representative holdings for one representative client account in the Composite.